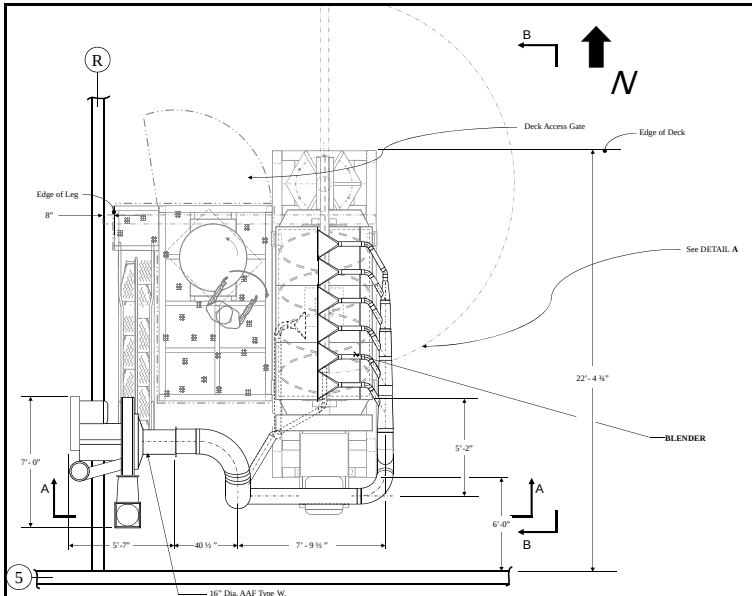

Plan View

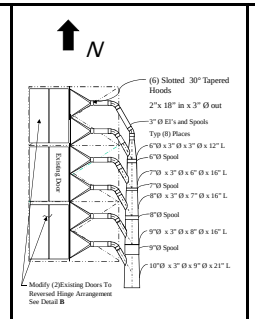

DETAIL B

East Side Dust Collection Manifold

3/8" = 1'

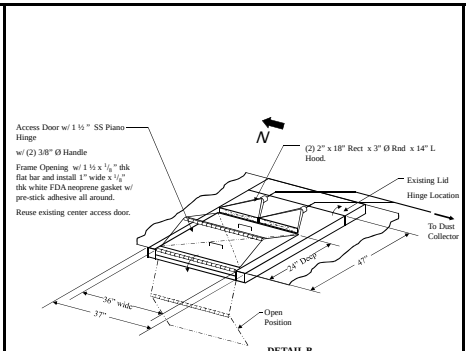

DETAIL B

Blender Door with Fixed Position Dust Hoods

N.T.S. - Isometric

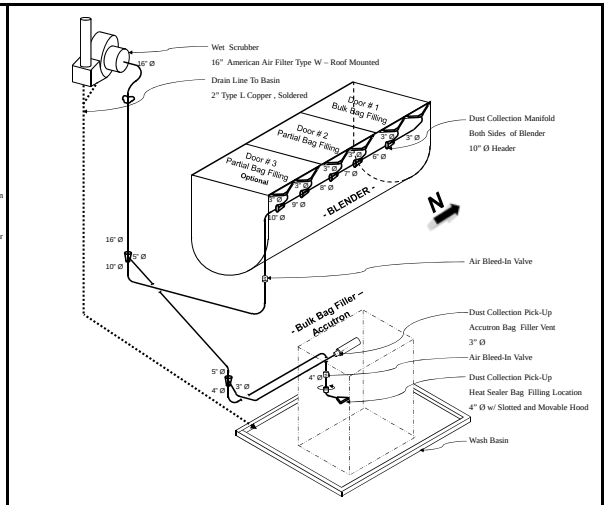

System Schematic

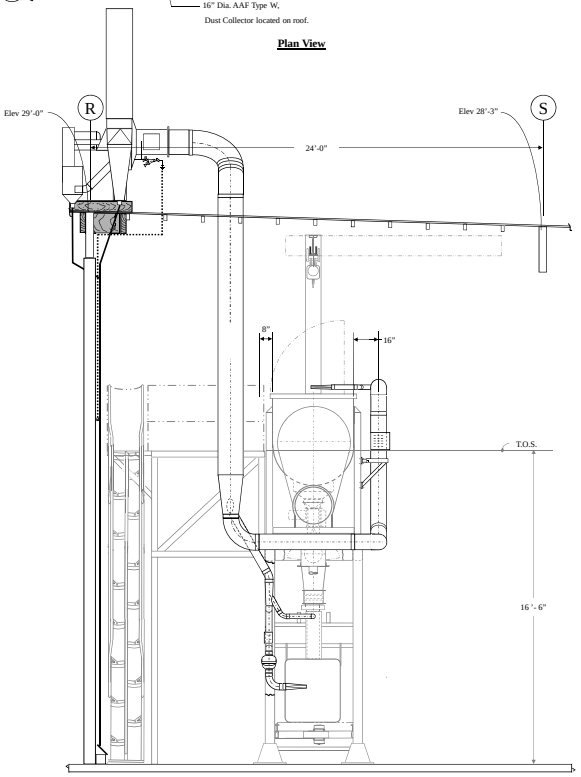

Elevation View A-A

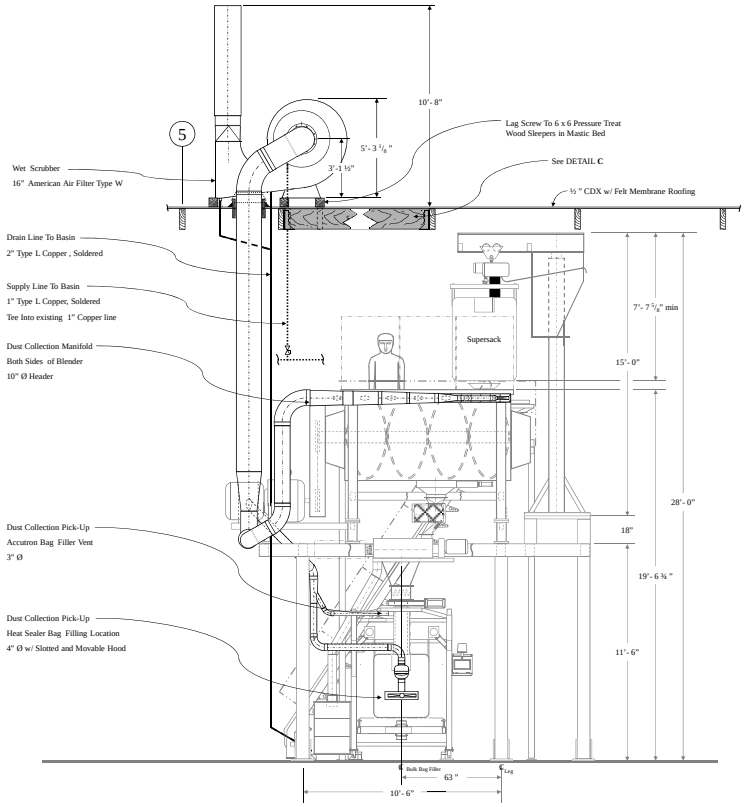

Elevation View B-B

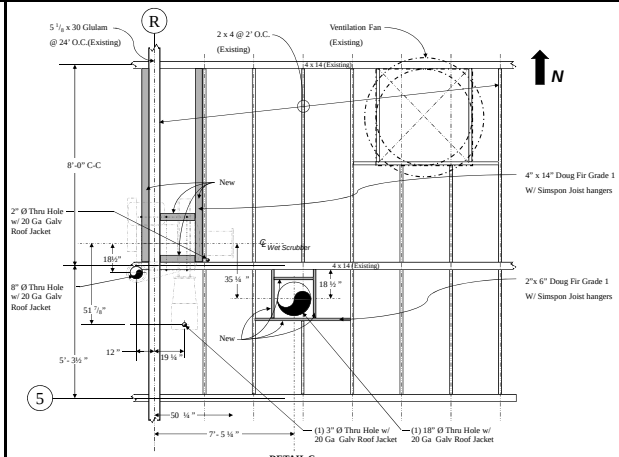

DETAIL C

Wet Scrubber Roof Framing Plan

3/8" = 1'

NOTES

1. THIS IS A DESIGN BUILD PROJECT. The equipment and details as shown on the drawings are intended to describe the general scope of work required and are not intended to be exact. Deviations may occur during field installation. Installer is contracted to perform design services, and field verify dimensions as required to complete the scope. Any major discrepancies to the drawings are to be be reported to the owner and/or engineer prior to commencement of work affecting the contracted scope.
2. PRELIMINARY ENGINEERING DRAWING. NOT FOR CONSTRUCTION.
3. All ducting to be Galv 22 GA Nordfab ® System , Inc. QF ducting or approved equal. OWNER TO PURCHASE COMPONENTS AS PROVIDE ON SEPARATE BILL OF MATERIALS AS PROVIDED IN THE SCOPE OF WORK.
4. All Elbows Centerlines to be 1.5 x duct diameter radius.

millennium
PO Box 37 Hayward, CA 94543
(510) 732 2278 fx 510 732-4841
All Rights Reserved

A-4/3/03 by	Released for Construction Bid	

DUST COLLECTION

SAMPLE

Mechanical Plan

Hayward,CA

Scale : 3/8"=1'	by : M McCarron	E – MECH
REV : A	Date : 3/31/03	